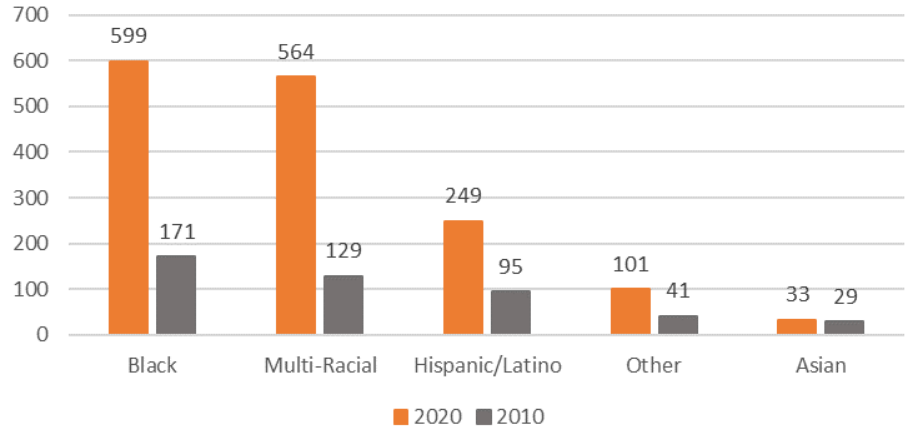


## People

Population: 11,442

- The South Allegheny School District (SASD) total population decreased by 4% from 11,904 in 2010.<sup>1</sup>
- The SASD population represents about 5% of the total Jefferson area population and comprises the Glassport, Liberty, Lincoln, and Port Vue municipalities.
- Similar to the Jefferson region as a whole, the school district is experiencing changing racial demographics. SASD is becoming more diverse. The white population decreased by 1,632 (14%) while all other races saw growth.<sup>1</sup>
- The Black and Multi-Racial populations in the SASD Communities grew by 250% and 337%, respectively, between 2010 and 2020, reflecting trends in the Jefferson area.<sup>1</sup>
- 19% of the total population is over age 65— similar to Allegheny County (19%) and higher than the City of Pittsburgh (15%). Ages 18—64 make up 63% of the SASD Communities and under 18 accounts for 18%. Median age in the SASD is 45, higher than Allegheny County (41) and the City of Pittsburgh (33).

Increasing Diversity in the SASD  
Comparison of Selected Racial & Ethnic Demographics, 2020 vs. 2010




Public Transportation	Median Household Income	College Education	Labor Force	Owner-Occupied Housing
<b>5%</b>	<b>\$54,701</b>	<b>17%</b>	<b>69%</b>	<b>75%</b>
All JRF: 8% Allegheny County: 9% City of Pittsburgh: 17%	All JRF: \$57,879 Allegheny County: \$62,320 City of Pittsburgh: \$50,536	All JRF: 30% Allegheny County: 43% City of Pittsburgh: 45%	All JRF: 64% Allegheny County: 65% City of Pittsburgh: 64%	All JRF: 71% Allegheny County: 65% City of Pittsburgh: 49%
<ul style="list-style-type: none"> <li>5% of population age 16 and over take public transportation to work.</li> <li>82% of workers drive alone with avg. commute time of 30 min.</li> </ul>	<ul style="list-style-type: none"> <li>On average, 19% of SASD Community families have income below 200% of the federal poverty level (FPL).</li> <li>49% of families under 100% of the FPL are single mother families.</li> </ul>	<ul style="list-style-type: none"> <li>17% of population 25 years old and over has completed a Bachelor's Degree or higher.</li> <li>This represents a slight increase from 2015 estimates (14%).</li> </ul>	<ul style="list-style-type: none"> <li>69% of residents age 16 and over are in the labor force.</li> <li>The labor force for the SASD is 48% female, 52% male.</li> </ul>	<ul style="list-style-type: none"> <li>75% of occupied housing units are owner occupied and 25% are renter occupied.</li> <li>87% of housing units are occupied.</li> </ul>

## Community

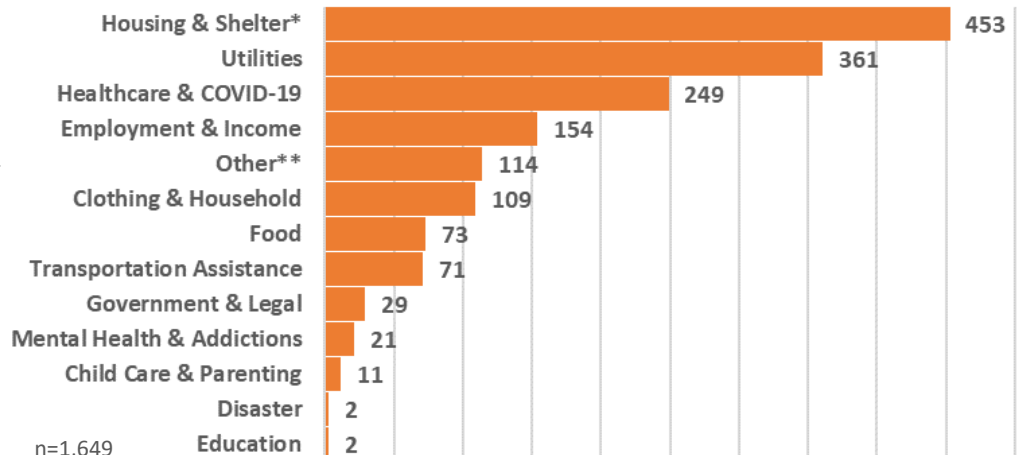
PA 211 Data shows that requests for housing & shelter assistance peaked in October 2020 (28 requests), May 2021 (38), and August 2021 (28) with roughly 21% of requests submitted during those months alone.

From March-April 2021, residents submitted 96 requests related to Healthcare & COVID-19 assistance, accounting for 39% of such requests. 20% (50) requests related to COVID-19 vaccination.



PA 211 Southwest is a vital service that connects individuals and families to health and human services in Allegheny County and the region.

SASD PA 211 Service Requests  
June 2019-April 2022<sup>2</sup>



Sources: Unless noted, source is American Community Survey, 5 year estimate (2020)

- United States Census Bureau (2020)
- 2-1-1 Counts PA, [PA 211 \(211counts.org\)](https://www.pa211.org/)

\* Includes rental assistance, home repair/maintenance, mortgage assistance, and shelters  
\*\* Includes volunteerism, donations, special population services, complaints, advocacy, etc.



University of Pittsburgh  
University Center for Social & Urban Research (UCSUR)

